

THROUGHOUT THE ART AND DESIGN CURRICULUM ALL LEARNERS ARE REQUIRED TO SHOW KNOWLEDGE AND UNDERSTANDING THROUGH THE STUDY OF AN ARTIST/DESIGNER/CRAFTSPERSON/ CULTURE.

IDEA DEVELOPMENT MUST INCLUDE INFLUENCES OF THE WORK STUDIED


ALL LEARNERS MUST REFINE THEIR IDEAS AND SHOW THAT THEY HAVE INVESTIGATED AND ANALISED DIFFERENT SOURCES. EXPERTIMENTED. SELECTED AND DEVELOPED WORK.

ARTIST..... RENE MAGRITTE / SARAH EISENLOHR

KEY LEARNING OBJECTIVES

Learners will be able to:

- copy the work of an artist
- study and discuss key characteristics within the artist's work
- use their knowledge and the characteristics of the artist's work within their own work as it develops.



KEY SKILLS TO LEARN

To experiment with the work you see and ask yourself... how can I create something similar? What can I take from this artist and how can I use it in my own work?



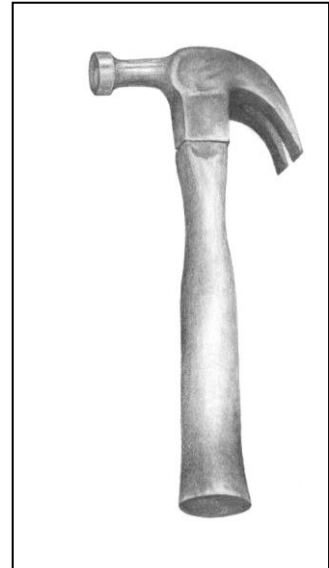
DRAWING

Students will explore the formal elements of drawing and put key skills from year 7 and year 8 into practice.

KEY LEARNING OBJECTIVES

By the end of the topic:

- I will be able to work from observation to draw common objects accurately
- I will be able to use and improve my use of line, tone, mark making, texture and depth within my drawing.



KEY SKILLS TO LEARN

To be able to observe and draw what you see accurately.
To be able to adapt, experiment and express yourself within drawing.

HOW CAN MY PARENTS HELP? Look up the artists on line. Collect images from magazines that could be used for collage.

HOW CAN MY PARENTS HELP?by trying out the some drawing exercises at home, by encouraging you to remember a pencil


MATERIALS

KEY LEARNING OBJECTIVES

Students will practice and learn to develop their observation drawing skills using pencil.

Students will use watercolour to create graded washes as backgrounds and to paint in detail.

Students will use collaged images to rearrange and form a new image.



KEY SKILLS TO LEARN

To control brushes and other tools as you would a pencil.

To recognise that what you create is not what you always intend. Be prepared to reflect, recognise something different and use it to take your work on a personal pathway.



OUTCOME

KEY LEARNING OBJECTIVES

LEARNERS WILL BE ABLE TO PRODUCE A FINAL SURREAL PIECE WHICH SHOWS:

- KNOWLEDGE, UNDERSTANDING AND CHARACTERISTICS OF ARTIST/S
- EVIDENCE OF FORMAL SKILLS AND TECHNIQUES USED THROUGHOUT THE PROJECT
- REFINEMENT OF IDEAS
- A PERSONAL AND INFORMED RESPONSE



Extension;=
Surreal
window box

KEY SKILLS TO LEARN

How to bring what you have learned and practised into your own piece.

HOW WILL MY LEARNING BE ASSESSED?

Teacher feedback

Peer feedback

Discussion /reflection

