







Year 7 Drama Knowledge Organiser: Term 2 Lighting

Types of Lanterns		The Effect on the stage	Extra Information
<p>There are many types of lights to be found in a theatre. Lighting helps bring out key moments in a scene</p> <p style="text-align: center;">Floodlights</p> <ul style="list-style-type: none"> • Light large areas like backcloths or cycloramas • Good for wide washes of colour 			<p>The lighting designer designs lighting clues. That means they decide when to move from one lighting state to the next.</p> <p>A sudden change to a different lighting state is called a snap and a slow change where one state overlaps another is called a fade.</p>
<p style="text-align: center;">Profile</p> <ul style="list-style-type: none"> • Spotlights that cast sharply defined beams • Precisely focus light on stage • When used with gobos can project images sharply • Gobo – metal frames that clip in front of the light 			<p>Intensity – The brightness of the light</p> <ul style="list-style-type: none"> • Harder (brighter) light – creates more shadows and is more dramatic • Softer (dimmer) light – reduces shadows and makes for a less dramatic mood
<p style="text-align: center;">Fresnel</p> <ul style="list-style-type: none"> • Cast softer edge beams than profile • Beams can be shaped through barn doors • Coloured gels can be added to the front • of some lanterns so that they • throw coloured light onto the stage 			<p style="text-align: center;">Colour</p> <ul style="list-style-type: none"> • Can show time of day • Creates or changes an atmosphere, eg orange brings out warmth in set and costume, blue – colder • Colours have meanings and can be used for symbolism
<p style="text-align: center;">Key Question</p> <p>As a designer, what effects would you use to create atmosphere in this scene?</p> <p>Think about... <i>Type of lantern - Snap or fade - Direction of light</i> <i>Intensity - Colour</i></p>	<p style="text-align: center;">Direction of light – to highlight or to create shadows</p> <ul style="list-style-type: none"> • Lighting from the front and Down lighting (lighting from above) is also common • Up lighting (lighting from below) casts shadows over actors faces – useful for tense scenes 		

