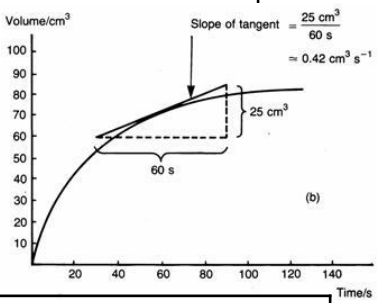


Rate of chemical reaction	<i>This can be calculated by measuring the quantity of reactant used or product formed in a given time.</i>	Rate = $\frac{\text{quantity of reactant used}}{\text{time taken}}$ Rate = $\frac{\text{quantity of product formed}}{\text{time taken}}$
---------------------------	---	---

Factors affecting the rate of reaction	
Temperature	<i>The higher the temperature, the quicker the rate of reaction.</i>
Concentration	<i>The higher the concentration, the quicker the rate of reaction.</i>
Surface area	<i>The larger the surface area of a reactant solid, the quicker the rate of reaction.</i>
Pressure (of gases)	<i>When gases react, the higher the pressure upon them, the quicker the rate of reaction.</i>

Quantity	Unit
Mass	Grams (g)
Volume	cm ³
Rate of reaction	Grams per cm ³ (g/cm ³) HT: moles per second (mol/s)

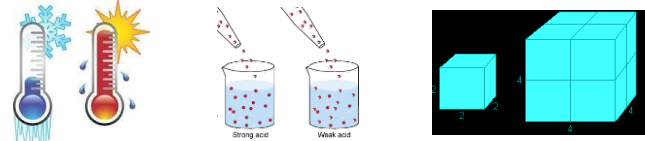
Calculating rates of reactions



Rate of reaction

Factors affecting rates

Collision theory and activation energy

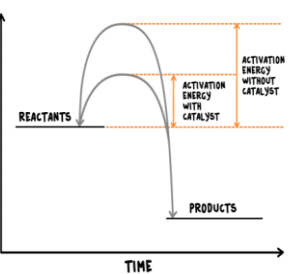


Collision theory	<i>Chemical reactions can only occur when reacting particles collide with each other with sufficient energy.</i>	Increasing the temperature increases the frequency of collisions and makes the collisions more energetic, therefore increasing the rate of reaction.
Activation energy	<i>This is the minimum amount of energy colliding particles in a reaction need in order to react.</i>	Increasing the concentration, pressure (gases) and surface area (solids) of reactions increases the frequency of collisions, therefore increasing the rate of reaction.

AQA GCSE The rate and extent of chemical change

Catalysts

Catalyst	A catalyst changes the rate of a chemical reaction but is not used in the reaction.
Enzymes	These are biological catalysts.
How do they work?	Catalysts provide a different reaction pathway where reactants do not require as much energy to react when they collide.



If a catalyst is used in a reaction, it is not shown in the word equation.

Reversible reactions and dynamic equilibrium

Reversible reactions

Reversible reactions	In some chemical reactions, the products can react again to re-form the reactants.
Representing reversible reactions	$A + B \rightleftharpoons C + D$
The direction	The direction of reversible reactions can be changed by changing conditions: $A + B \xrightleftharpoons[\text{cool}]{\text{heat}} C + D$

Changing conditions and equilibrium (HT)

The relative amounts of reactants and products at equilibrium depend on the conditions of the reaction.

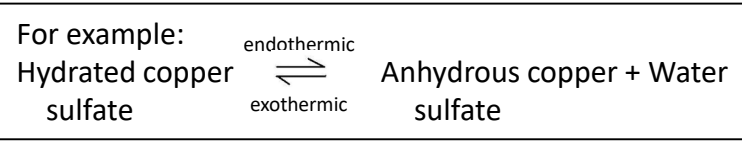
Le Chatelier's Principles	States that when a system experiences a disturbance (change in condition), it will respond to restore a new equilibrium state.
Changing concentration	If the concentration of a reactant is increased, more products will be formed. If the concentration of a product is decreased, more reactants will react.
Changing temperature	If the temperature of a system at equilibrium is increased: - Exothermic reaction = products decrease - Endothermic reaction = products increase
Changing pressure (gaseous reactions)	For a gaseous system at equilibrium: - Pressure increase = equilibrium position shifts to side of equation with smaller number of molecules. - Pressure decrease = equilibrium position shifts to side of equation with larger number of molecules.

Equilibrium

Equilibrium in reversible reactions
When a reversible reaction occurs in apparatus which prevents the escape of reactants and products, equilibrium is reached when the forward and reverse reactions occur exactly at the same rate.

Energy changes and reversible reactions

If one direction of a reversible reaction is exothermic, the opposite direction is endothermic. The same amount of energy is transferred in each case.

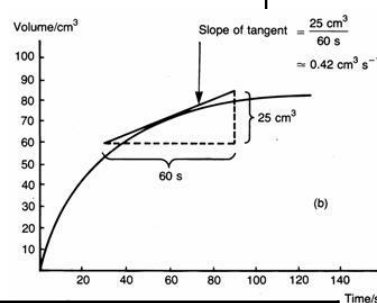


Rate of chemical reaction	<i>This can be calculated by measuring the quantity of reactant used or product formed in a given time.</i>	Rate = $\frac{\text{quantity of reactant used}}{\text{time taken}}$ Rate = $\frac{\text{quantity of product formed}}{\text{time taken}}$
---------------------------	---	---

Factors affecting the rate of reaction	
Temperature	<i>The higher the temperature, the quicker the rate of reaction.</i>
Concentration	<i>The higher the concentration, the quicker the rate of reaction.</i>
Surface area	<i>The larger the surface area of a reactant solid, the quicker the rate of reaction.</i>
Pressure (of gases)	<i>When gases react, the higher the pressure upon them, the quicker the rate of reaction.</i>

Quantity	Unit
Mass	Grams (g)
Volume	cm ³
Rate of reaction	Grams per cm ³ (g/cm ³) HT: moles per second (mol/s)

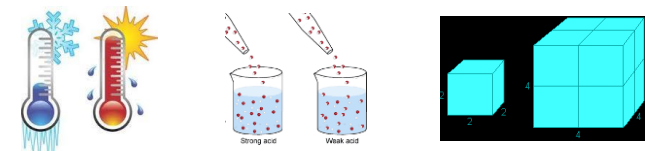
Calculating rates of reactions



Rate of reaction

Factors affecting rates

Collision theory and activation energy

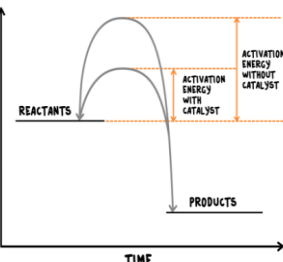


Collision theory	<i>Chemical reactions can only occur when reacting particles collide with each other with sufficient energy.</i>	Increasing the temperature increases the frequency of collisions and makes the collisions more energetic, therefore increasing the rate of reaction.
Activation energy	<i>This is the minimum amount of energy colliding particles in a reaction need in order to react.</i>	Increasing the concentration, pressure (gases) and surface area (solids) of reactions increases the frequency of collisions, therefore increasing the rate of reaction.

**AQA GCSE
The rate and extent of chemical change**

Catalysts

Catalyst	A catalyst changes the rate of a chemical reaction but is not used in the reaction.
Enzymes	These are biological catalysts.
How do they work?	Catalysts provide a different reaction pathway where reactants do not require as much energy to react when they collide.



If a catalyst is used in a reaction, it is not shown in the word equation.

Reversible reactions and dynamic equilibrium

Reversible reactions

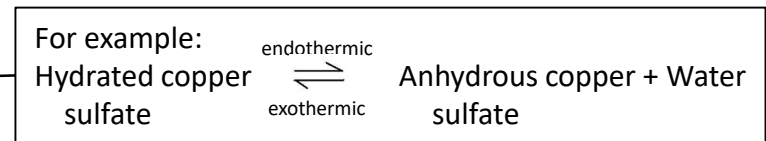
Reversible reactions	In some chemical reactions, the products can react again to re-form the reactants.
Representing reversible reactions	$A + B \rightleftharpoons C + D$
The direction	The direction of reversible reactions can be changed by changing conditions: $A + B \xrightleftharpoons[\text{cool}]{\text{heat}} C + D$

Equilibrium

Equilibrium in reversible reactions
When a reversible reaction occurs in apparatus which prevents the escape of reactants and products, equilibrium is reached when the forward and reverse reactions occur exactly at the same rate.

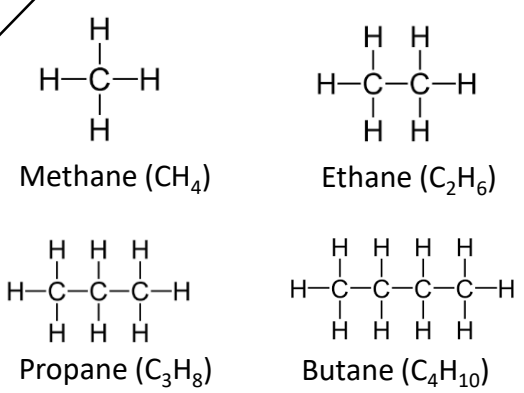
Energy changes and reversible reactions

If one direction of a reversible reaction is exothermic, the opposite direction is endothermic. The same amount of energy is transferred in each case.



Crude oil, hydrocarbons and alkanes

Display formula for first four alkanes



Fractions	<i>The hydrocarbons in crude oil can be split into fractions</i>	Each fraction contains molecules with a similar number of carbon atoms in them. The process used to do this is called fractional distillation.
Using fractions	<i>Fractions can be processed to produce fuels and feedstock for petrochemical industry</i>	We depend on many of these fuels; petrol, diesel and kerosene. Many useful materials are made by the petrochemical industry; solvents, lubricants and polymers.

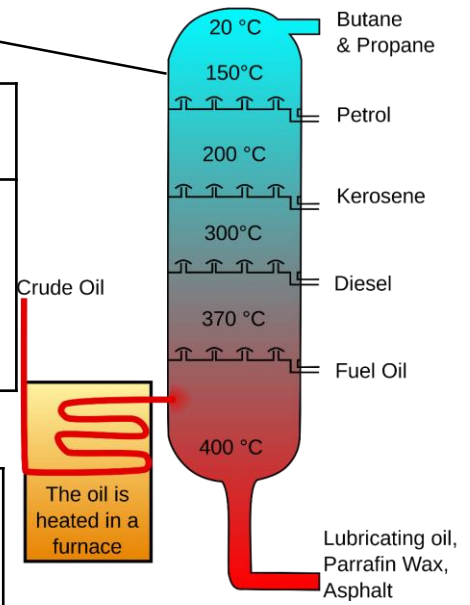
Carbon compounds as fuels and feedstock

AQA GCSE Organic chemistry 1

Carbon compounds as fuels and feedstock

Fractional distillation and petrochemicals

Hydrocarbon chains	In oil	Hydrocarbon chains in crude oil come in lots of different lengths.
	Boiling points	The boiling point of the chain depends on its length. During fractional distillation, they boil and separate at different temperatures due to this.



Crude oil	<i>A finite resource</i>	Consisting mainly of plankton that was buried in the mud, crude oil is the remains of ancient biomass.
Hydrocarbons	<i>These make up the majority of the compounds in crude oil</i>	Most of these hydrocarbons are called alkanes.
General formula for alkanes	C_nH_{2n+2}	For example: C ₂ H ₆ C ₆ H ₁₄

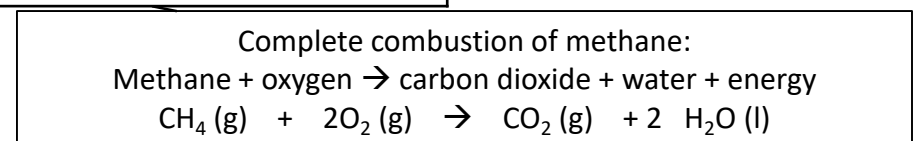
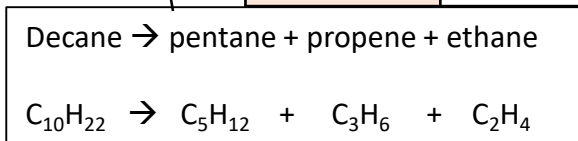
Alkanes to alkenes	<i>Long chain alkanes are cracked into short chain alkenes.</i>
Alkenes	<i>Alkenes are hydrocarbons with a double bond (some are formed during the cracking process).</i>
Properties of alkenes	<i>Alkenes are more reactive than alkanes and react with bromine water. Bromine water changes from orange to colourless in the presence of alkenes.</i>

Cracking and alkenes

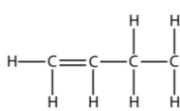
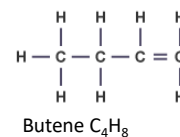
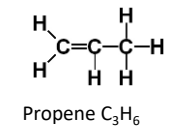
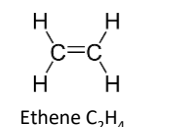
Properties of hydrocarbons

Combustion	During the complete combustion of hydrocarbons, the carbon and hydrogen in the fuels are oxidised, releasing carbon dioxide, water and energy.
-------------------	--

Cracking	<i>The breaking down of long chain hydrocarbons into smaller chains</i>	The smaller chains are more useful. Cracking can be done by various methods including catalytic cracking and steam cracking.
Catalytic cracking	<i>The heavy fraction is heated until vaporised</i>	After vaporisation, the vapour is passed over a hot catalyst forming smaller, more useful hydrocarbons.
Steam cracking	<i>The heavy fraction is heated until vaporised</i>	After vaporisation, the vapour is mixed with steam and heated to a very high temperature forming smaller, more useful hydrocarbons.



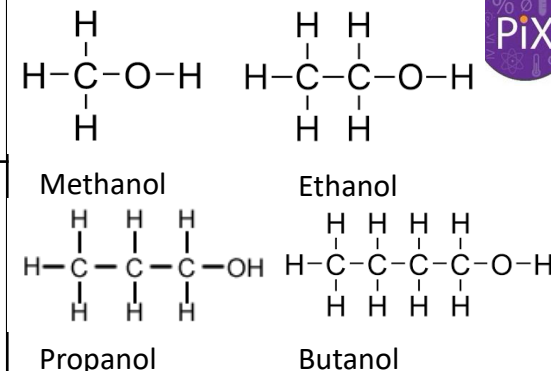
Alkenes and uses as polymers	<i>Used to produce polymers. They are also used as the starting materials of many other chemicals, such as alcohol, plastics and detergents.</i>	Boiling point (temperature at which liquid boils)	<i>As the hydrocarbon chain length increases, boiling point increases.</i>
Why do we crack long chains?	<i>Without cracking, many of the long hydrocarbons would be wasted as there is not much demand for these as for the shorter chains.</i>	Viscosity (how easily it flows)	<i>As the hydrocarbon chain length increases, viscosity increases.</i>
		Flammability (how easily it burns)	<i>As the hydrocarbon chain length increases, flammability decreases.</i>



Alkenes	<i>Hydrocarbons with a double carbon-carbon bond.</i>
Unsaturated	<i>Alkenes are unsaturated because they contain two fewer hydrogen atoms than their alkane counterparts.</i>
General formula for alkenes	C_nH_{2n}

Structure and formula of alkenes

Functional group	<i>Alkenes are hydrocarbons in the functional group C=C.</i>	The functional group of an organic compound determined their reactions.
Alkene reactions	<i>Alkenes react with oxygen in the same way as other hydrocarbons, just with a smoky flame due to incomplete combustion.</i>	Alkenes also react with hydrogen, water and the halogens. The C=C bond allows for the addition of other atoms.



Reactions of alkenes and alcohols

Alcohols

Functional group	-OH <i>For example: CH₃CH₂OH</i>	Methanol, ethanol, propanol and butanol are the first four of the homologous series.
Alcohol reactions	<i>Alcohols react with sodium, air and water.</i>	Alcohols and sodium: bubbling, hydrogen gas given off and salt formed. Alcohols and air: alcohols burn in air releasing carbon dioxide and water. Alcohols and water: alcohols dissolve in water to form a neutral solution.
Fermentation	<i>Ethanol is produced from fermentation.</i>	When sugar solutions are fermented using yeast, aqueous solutions of ethanol are produced. The conditions needed for this process include a moderate temperature (25 – 50°C), water (from sugar solution) and an absence of oxygen.

AQA GCSE Organic chemistry 2 (CHEMISTRY ONLY)

Synthetic and naturally occurring polymers

Carboxylic acids

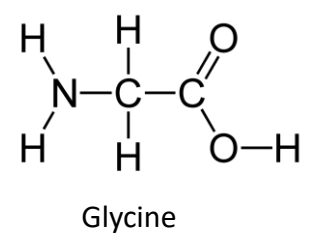
Addition polymerisation

Condensation polymerisation (HT only)

DNA and naturally occurring polymers

Amino acids

Amino acids have two functional groups in a molecule. They react by condensation polymerisation to produce peptides.



Functional group	-COOH <i>For example: CH₃COOH</i>	Methanoic acid, ethanoic acid, propanoic acid and butanoic acid are the first four of the homologous series.
Carboxylic acid reactions	<i>Carboxylic acids react with carbonates, water and alcohols.</i>	Carboxylic acids and carbonates: These acids are neutralised by carbonates Carboxylic acids and water: These acids dissolve in water. Carboxylic acids and alcohols: The acids react with alcohols to form esters.
Strength (HT only)	<i>Carboxylic acids are weak acids</i>	Carboxylic acids only partially ionise in water. An aqueous solution of a weak acid will have a high pH (but still below 7).

Polymers	<i>Alkenes are used to make polymers by addition polymerisation.</i>	Many small molecules join together to form polymers (very large molecules).
Displaying polymers	<i>In addition polymers, the repeating unit has the same atoms as the monomer.</i>	It can be displayed like this: ethene repeating unit of poly(ethene)

Condensation polymerisation	<i>Condensation polymerisation involves monomers with two functional groups</i>	When these types of monomers react they join together and usually lose small molecules, such as water. This is why they are called condensation reactions.
------------------------------------	---	--

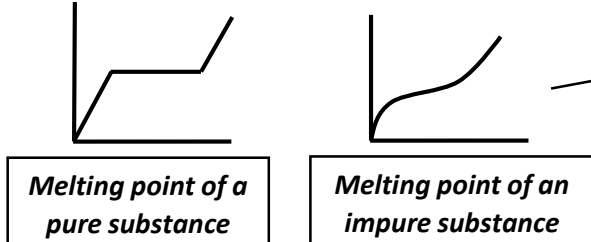
DNA	<i>Deoxyribonucleic acid is a large molecule essential for life. DNA gives the genetic instructions to ensure development and functioning of living organisms and viruses.</i>
DNA structure	<i>Most DNA molecules are two polymer chains made from four different monomers, called nucleotides. They are in the double helix formation.</i>
Natural polymers	<i>Other naturally occurring polymers include proteins, starch and cellulose and are all important for life.</i>

Pure substances	<i>A pure substance is a single element or compound, not mixed with any other substance.</i>	Pure substances melt and boil at specific temperatures. Heating graphs can be used to distinguish pure substances from impure.
------------------------	--	--

Element	Colour flames
Lithium	<i>Crimson</i>
Sodium	<i>Yellow</i>
Potassium	<i>Lilac</i>
Calcium	<i>Orange-red</i>
Copper	<i>Green</i>

Sodium hydroxide	<i>Is added to solutions to identify metal ions.</i>
White precipitates	<i>Aluminium, calcium and magnesium ions form this with sodium hydroxide solution.</i>
Coloured precipitates	<i>Copper (II) = blue Iron (II) = green Iron (III) = brown</i>

Purity, formulations and chromatography



Flame tests (chem only)

Metal hydroxides (chem only)

Carbonates, halides and sulfates (chem only)

AQA Chemical analysis

Identification of ions (CHEMISTRY ONLY)

Identification of common gases

Flame emission spectroscopy

Carbonates	<i>React with dilute acids to form carbon dioxide.</i>
Halide ions	<i>When in a solution, they produce precipitates with silver nitrate solution in the presence of nitric acid.</i>
Sulfate ions	<i>When in a solutions they produce a white precipitate with barium chloride solutions in the presence of hydrochloric acid.</i>

Instrumental methods

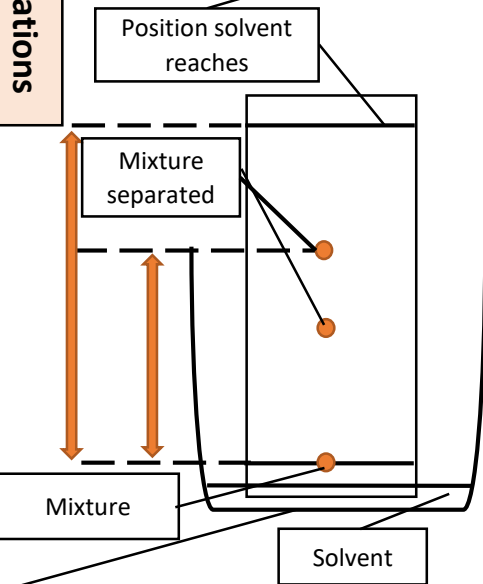
Instrumental methods	<i>Methods that rely on machines</i>	Can be used to identify elements and compounds. These methods are accurate, sensitive and rapid.
-----------------------------	--------------------------------------	--

Flame emission spectroscopy	<i>An instrumental method used to analyse metal ions.</i>	The sample solution is put into a flame and the light that is given out is put through a spectroscope. The output line spectrum, can be analysed to identify the metal ions in the solution. It can also be used to measure concentrations.
------------------------------------	---	---

Gas	Test	Positive result
Hydrogen	<i>Burning splint</i>	'Pop' sound.
Oxygen	<i>Glowing splint</i>	Re-lights the splint.
Chlorine	<i>Litmus paper (damp)</i>	Bleaches the paper white.
Carbon dioxide	<i>Limewater</i>	Goes cloudy (as a solid calcium carbonate forms).

Formulations

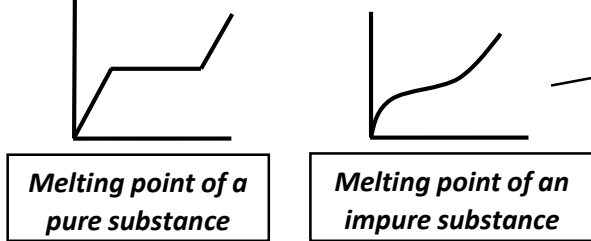
Chromatography



Formulation	<i>A formulation is a mixture that has been designed as a useful product.</i>
How are formulations made?	<i>By mixing chemicals that have a particular purpose in careful quantities.</i>
Examples of formulations.	<i>Fuels, cleaning agents, paints, medicines and fertilisers.</i>

Chromatography	<i>Can be used to separate mixtures and help identify substances.</i>	Involves a mobile phase (e.g. water or ethanol) and a stationary phase (e.g. chromatography paper).
R_f Values	<i>The ratio of the distance moved by a compound to the distance moved by solvent.</i>	$R_f = \frac{\text{distance moved by substance}}{\text{distance moved by solvent}}$
Pure substances	<i>The compounds in a mixture separate into different spots.</i>	This depends on the solvent used. A pure substance will produce a single spot in all solvents whereas an impure substance will produce multiple spots.

Pure substances	<i>A pure substance is a single element or compound, not mixed with any other substance.</i>	Pure substances melt and boil at specific temperatures. Heating graphs can be used to distinguish pure substances from impure.
------------------------	--	--



Pure substances

Purity, formulations and chromatography

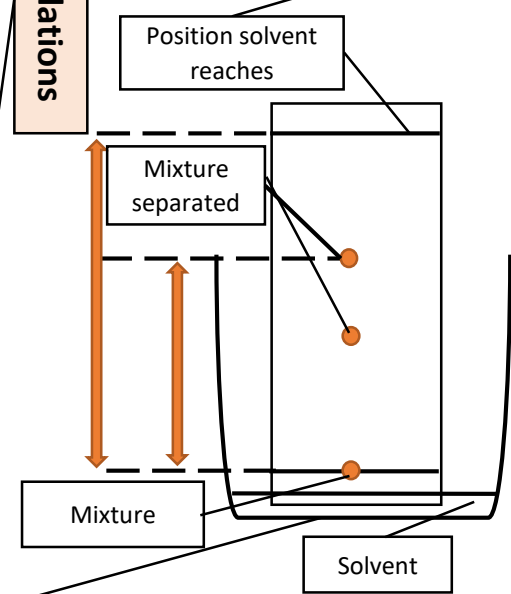
Chromatography

Formulations

AQA Chemical analysis

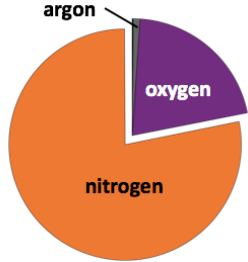
Identification of common gases

Formulation	<i>A formulation is a mixture that has been designed as a useful product.</i>
How are formulations made?	<i>By mixing chemicals that have a particular purpose in careful quantities.</i>
Examples of formulations.	<i>Fuels, cleaning agents, paints, medicines and fertilisers.</i>



Chromatography	<i>Can be used to separate mixtures and help identify substances.</i>	Involves a mobile phase (e.g. water or ethanol) and a stationary phase (e.g. chromatography paper).
R_f Values	<i>The ratio of the distance moved by a compound to the distance moved by solvent.</i>	$R_f = \frac{\text{distance moved by substance}}{\text{distance moved by solvent}}$
Pure substances	<i>The compounds in a mixture separate into different spots.</i>	This depends on the solvent used. A pure substance will produce a single spot in all solvents whereas an impure substance will produce multiple spots.

Gas	Test	Positive result
Hydrogen	<i>Burning splint</i>	'Pop' sound.
Oxygen	<i>Glowing splint</i>	Re-lights the splint.
Chlorine	<i>Litmus paper (damp)</i>	Bleaches the paper white.
Carbon dioxide	<i>Limewater</i>	Goes cloudy (as a solid calcium carbonate forms).



Gas	Percentage
Nitrogen	~80%
Oxygen	~20%
Argon	0.93%
Carbon dioxide	0.04%

Proportions of gases in the atmosphere

Algae and plants	<i>These produced the oxygen that is now in the atmosphere, through photosynthesis.</i>	carbon dioxide + water → glucose + oxygen $6\text{CO}_2 + 6\text{H}_2\text{O} \rightarrow \text{C}_6\text{H}_{12}\text{O}_6 + 6\text{O}_2$
Oxygen in the atmosphere	<i>First produced by algae 2.7 billion years ago.</i>	Over the next billion years plants evolved to gradually produce more oxygen. This gradually increased to a level that enabled animals to evolve.

How oxygen increased

How carbon dioxide decreased

Reducing carbon dioxide in the atmosphere	<i>Algae and plants</i>	These gradually reduced the carbon dioxide levels in the atmosphere by absorbing it for photosynthesis.
Formation of sedimentary rocks and fossil fuels	<i>These are made out of the remains of biological matter, formed over millions of years</i>	Remains of biological matter falls to the bottom of oceans. Over millions of years layers of sediment settled on top of them and the huge pressures turned them into coal, oil, natural gas and sedimentary rocks. The sedimentary rocks contain carbon dioxide from the biological matter.

Composition and evolution of the atmosphere

AQA GCSE Chemistry of the atmosphere

Common atmospheric pollutants

CO₂ and methane as greenhouse gases

Greenhouse gases

Carbon dioxide, water vapour and methane	<i>Examples of greenhouse gases that maintain temperatures on Earth in order to support life</i>
The greenhouse effect	<i>Radiation from the Sun enters the Earth's atmosphere and reflects off of the Earth. Some of this radiation is re-radiated back by the atmosphere to the Earth, warming up the global temperature.</i>

Carbon footprints
The total amount of greenhouse gases emitted over the full life cycle of a product/event. This can be reduced by reducing emissions of carbon dioxide and methane.

Global climate change

Human activities and greenhouse gases

Carbon dioxide	<i>Human activities that increase carbon dioxide levels include burning fossil fuels and deforestation.</i>
Methane	<i>Human activities that increase methane levels include raising livestock (for food) and using landfills (the decay of organic matter released methane).</i>
Climate change	<i>There is evidence to suggest that human activities will cause the Earth's atmospheric temperature to increase and cause climate change.</i>

Effects of climate change
Rising sea levels
Extreme weather events such as severe storms
Change in amount and distribution of rainfall
Changes to distribution of wildlife species with some becoming extinct

Properties and effects of atmospheric pollutants

Carbon monoxide	<i>Toxic, colourless and odourless gas. Not easily detected, can kill.</i>
Sulfur dioxide and oxides of nitrogen	<i>Cause respiratory problems in humans and acid rain which affects the environment.</i>
Particulates	<i>Cause global dimming and health problems in humans.</i>

Atmospheric pollutants from fuels

Combustion of fuels	<i>Source of atmospheric pollutants. Most fuels may also contain some sulfur.</i>
Gases from burning fuels	<i>Carbon dioxide, water vapour, carbon monoxide, sulfur dioxide and oxides of nitrogen.</i>
Particulates	<i>Solid particles and unburned hydrocarbons released when burning fuels.</i>

Volcano activity 1 st Billion years	<i>Billions of years ago there was intense volcanic activity</i>	This released gases (mainly CO ₂) that formed to early atmosphere and water vapour that condensed to form the oceans.
Other gases	<i>Released from volcanic eruptions</i>	Nitrogen was also released, gradually building up in the atmosphere. Small proportions of ammonia and methane also produced.
Reducing carbon dioxide in the atmosphere	<i>When the oceans formed, carbon dioxide dissolved into it</i>	This formed carbonate precipitates, forming sediments. This reduced the levels of carbon dioxide in the atmosphere.

The Earth's early atmosphere

Sterilising agents include chlorine, ozone and UV light.

Potable water	<i>Water of an appropriate quality is essential for life</i>	Human drinking water should have low levels of dissolved salts and microbes. This is called potable water.
UK water	<i>Rain provides water with low levels of dissolved substances</i>	This water collects in the ground/lakes/streams. To make potable water an appropriate source is chosen, which is then passed through filter beds and then sterilised.
Desalination	<i>Needs to occur is fresh water is limited and salty/sea water is needed for drinking</i>	This can be achieved by distillation or by using large membranes e.g. reverse osmosis. These processes require large amounts of energy.

Earth's resources	<i>Used to provide warmth, shelter, food and transport for humans</i>	Natural resources and resources from agriculture provide: timber, food, clothing and fuels. Finite resources from the Earth, oceans and atmosphere are processed to provide energy and materials.
Chemistry and resources	<i>Research and techniques improve agricultural and industrial processes</i>	These improvements provide new products and improve sustainability.
Plastics	<i>Normally made using ethene from crude oil</i>	However, the raw material ethene can also be obtained from ethanol, which can be produced during fermentation. Industries are now starting to use a renewable crop for this process.

Using the Earth's resources and sustainable development

Using the Earth's resources and obtaining potable water

AQA GCSE Using resources 1

Life cycle assessment and recycling

Ways of reducing the use of resources

Waste water treatment

Alternative methods of extracting metals (HT)

Waste water	<i>Produced from urban lifestyles and industrial processes</i>	These require treatment before used in the environment. Sewage needs the organic matter and harmful microbes removed.
Sewage treatment	<i>Includes many stages</i>	<ul style="list-style-type: none"> - Screening and grit removal - Sedimentation to produce sludge and effluent (liquid waste or sewage). - Anaerobic digestion of sludge - Aerobic biological treatment of effluent.

LCAS	<i>Life cycle assessments are carried out to assess the environmental impact of products</i>	They are assessed at these stages: <ul style="list-style-type: none"> - Extraction and processing raw materials - Manufacturing and packaging - Use and operation during lifetime - Disposal
Values	<i>Allocating numerical values to pollutant effects is difficult</i>	Value judgments are allocated to the effects of pollutants so LCA is not a purely objective process.

Life cycle assessment

Metals ores	<i>These resources are limited</i>	Copper ores especially are becoming sparse. New ways of extracting copper from low-grade ores are being developed.
Phytomining	<i>Plants absorb metal compounds</i>	These plants are then harvested and burned; their ash contains the metal compounds.
Bioleaching	<i>Bacteria is used to produce leachate solutions that contain metal compounds</i>	The metal compounds can be processed to obtain the metal from it e.g. copper can be obtained from its compounds by displacement or electrolysis.

Reduce, reuse and recycle	<i>This strategy reduces the use of limited resources</i>	This, therefore, reduces energy sources being used, reduces waste (landfill) and reduces environmental impacts.
Limited raw materials	<i>Used for metals, glass, building materials, plastics and clay ceramics</i>	Most of the energy required for these processes comes from limited resources. Obtaining raw materials from the Earth by quarrying and mining causes environmental impacts.
Reusing and recycling	<i>Metals can be recycled by melting and recasting/reforming</i>	Glass bottles can be reused. They are crushed and melted to make different glass products. Products that cannot be reused are recycled.

Sterilising agents include chlorine, ozone and UV light.

Potable water	<i>Water of an appropriate quality is essential for life</i>	Human drinking water should have low levels of dissolved salts and microbes. This is called potable water.
UK water	<i>Rain provides water with low levels of dissolved substances</i>	This water collects in the ground/lakes/streams. To make potable water an appropriate source is chosen, which is then passed through filter beds and then sterilised.
Desalination	<i>Needs to occur is fresh water is limited and salty/sea water is needed for drinking</i>	This can be achieved by distillation or by using large membranes e.g. reverse osmosis. These processes require large amounts of energy.

Earth's resources	<i>Used to provide warmth, shelter, food and transport for humans</i>	Natural resources and resources from agriculture provide: timber, food, clothing and fuels.
		Finite resources from the Earth, oceans and atmosphere are processed to provide energy and materials.
Chemistry and resources	<i>Research and techniques improve agricultural and industrial processes</i>	These improvements provide new products and improve sustainability.
Plastics	<i>Normally made using ethene from crude oil</i>	However, the raw material ethene can also be obtained from ethanol, which can be produced during fermentation. Industries are now starting to use a renewable crop for this process.

Using the Earth's resources and sustainable development

Using the Earth's resources and obtaining potable water

AQA GCSE Using resources 1

Life cycle assessment and recycling

Ways of reducing the use of resources

Waste water treatment

Waste water	<i>Produced from urban lifestyles and industrial processes</i>	These require treatment before used in the environment. Sewage needs the organic matter and harmful microbes removed.
Sewage treatment	<i>Includes many stages</i>	<ul style="list-style-type: none"> - Screening and grit removal - Sedimentation to produce sludge and effluent (liquid waste or sewage). - Anaerobic digestion of sludge - Aerobic biological treatment of effluent.

LCAS	<i>Life cycle assessments are carried out to assess the environmental impact of products</i>	They are assessed at these stages: <ul style="list-style-type: none"> - Extraction and processing raw materials - Manufacturing and packaging - Use and operation during lifetime - Disposal
Values	<i>Allocating numerical values to pollutant effects is difficult</i>	Value judgments are allocated to the effects of pollutants so LCA is not a purely objective process.

Life cycle assessment

Reduce, reuse and recycle	<i>This strategy reduces the use of limited resources</i>	This, therefore, reduces energy sources being used, reduces waste (landfill) and reduces environmental impacts.
Limited raw materials	<i>Used for metals, glass, building materials, plastics and clay ceramics</i>	Most of the energy required for these processes comes from limited resources. Obtaining raw materials from the Earth by quarrying and mining causes environmental impacts.
Reusing and recycling	<i>Metals can be recycled by melting and recasting/reforming</i>	Glass bottles can be reused. They are crushed and melted to make different glass products. Products that cannot be reused are recycled.

Corrosion	<i>The destruction of materials by chemical reactions with substances in the environment</i>	An example of this is iron rusting; iron reacts with oxygen from the air to form iron oxide (rust) water needs to be present for iron to rust.
Preventing corrosion	<i>Coatings can be added to metals to act as a barrier</i>	Examples of this are greasing, painting and electroplating. Aluminium has an oxide coating that protects the metal from further corrosion.
Sacrificial corrosion	<i>When a more reactive metal is used to coat a less reactive metal</i>	This means that the coating will react with the air and not the underlying metal. An example of this is zinc used to galvanise iron.

Corrosion and its prevention

Alloys are useful materials

Alloys	<i>A mixture of two elements, one of which must be a metal e.g. Bronze is an alloy of copper and tin and Brass is an alloy of copper and zinc.</i>
Gold carats	<i>Gold jewellery is usually an alloy with silver, copper and zinc. The carat of the jewellery is a measure of the amount of gold in it e.g. 18 carat is 75% gold, 24 carat is 100% gold.</i>
Steels	<i>Alloys of iron, carbon and other metals.</i>
	<i>High carbon steel is strong but brittle.</i>
	<i>Low carbon steel is softer and easily shaped.</i>
	<i>Steel containing chromium and nickel (stainless) are hard and corrosion resistant.</i>
	<i>Aluminium alloys are low density.</i>

Ceramics, polymers and composites

Polymers	<i>Thermosetting</i>	polymers that do not melt when they are heated.
	<i>Thermosoftening</i>	polymers that melt when they are heated.

NPK fertilisers	<i>These contain nitrogen, phosphorous and potassium</i>	Formulations of various salts containing appropriate percentages of the elements.
Fertiliser examples	<i>Potassium chloride, potassium sulfate and phosphate rock are obtained by mining</i>	Phosphate rock needs to be treated with an acid to produce a soluble salt which is then used as a fertiliser. Ammonia can be used to manufacture ammonium salts and nitric acid.

Production and uses of NPK fertilisers

Using materials

AQA GCSE Using resources 2 (CHEM ONLY)

The Haber process and the use of NPK fertilisers

Composite materials	<i>A mixture of materials put together for a specific purpose e.g. strength</i>	Soda-lime glass, made by heating sand, sodium carbonate and limestone.
		Borosilicate glass, made from sand and boron trioxide, melts at higher temperatures than soda-lime glass.
		MDF wood (woodchips, shavings, sawdust and resin)
		Concrete (cement, sand and gravel)
Ceramic materials	<i>Made from clay</i>	Made by shaping wet clay and then heating in a furnace, common examples include pottery and bricks.
Polymers	<i>Many monomers can make polymers</i>	These factors affect the properties of the polymer. Low density (LD) polymers and high density (HD) polymers are produced from ethene. These are formed under different conditions.

The Haber process

The Haber process – conditions and equilibrium	
Pressure	<i>The reactants side of the equation has more molecules of gas. This means that if pressure is increased, equilibrium shifts towards the production of ammonia (Le Chatelier's principle). The pressure needs to be as high as possible.</i>
Temperature	<i>The forward reaction is exothermic. Decreasing temperature increases ammonia production at equilibrium. The exothermic reaction that occurs releases energy to surrounding, opposing the temperature decreases. Too low though and collisions would be too infrequent to be financially viable.</i>

The Haber process	<i>Used to manufacture ammonia</i>	Ammonia is used to produce fertilisers Nitrogen + hydrogen \rightleftharpoons ammonia
Raw materials	<i>Nitrogen from the air while hydrogen from natural gas</i>	Both of these gases are purified before being passed over an iron catalyst. This is completed under high temperature (about 450°C) and pressure (about 200 atmospheres).
Catalyst	<i>Iron</i>	The catalyst speeds up both directions of the reaction, therefore not actually increasing the amount of valuable product.

Phosphate rock	
Treatment	<i>Products</i>
Nitric acid	<i>The acid is neutralised with ammonia to produce ammonium phosphate, a NPK fertiliser.</i>
Sulfuric acid	<i>Calcium phosphate and calcium sulfate (a single superphosphate).</i>
Phosphoric acid	<i>Calcium phosphate (a triple superphosphate).</i>