

Reading Rhythms

You need to be able to read all the different note lengths if you want to pass GCSE music. If you keep forgetting, look over them again!

RHYTHM & TEMPO

(The Patterns Of Note Lengths & Silences)

(The Speed Of The Music)

Working Out The Tempo

Tap your toe to the pulse of the music and think, 'how fast am I tapping'.

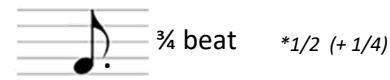
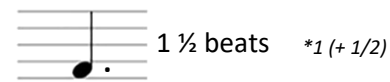
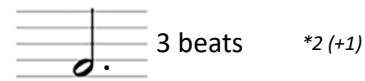
**If you tap your whole foot you might put off other pupils.*

Durations

Beats	Note	Rest	Name
4			Semibreve
2			Minim
1			Crotchet
1/2			Quaver
1/4			Semiquaver

Dotted Notes

If a dot is added to a note (or rest), add on half of what the note is already worth:



Pause

If this symbol is written, stop the pulse of the music & pause on the note.

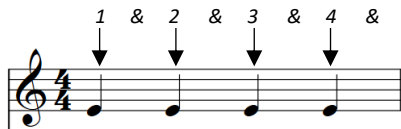


Syncopation

Playing off (or in-between) the beat / pulse

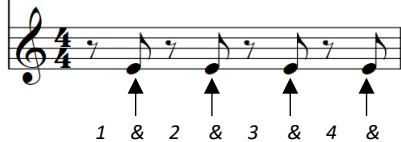
On The Beat

Playing on one of the beats that you would 'tap your toe' to



Off-beat

Playing in-between the beats you would 'tap your toe' to



Triplet

Three notes played evenly in the space of two notes:



Swung Rhythms

**A main feature of Jazz*

Written rhythms are played differently to give a swing feeling.



Tempo Markings

Marking	Meaning
Allegro / Vivace	Fast or Lively
Allegretto	Quite Fast (Not as fast as Allegro)
Moderato / Andante	Moderate / A Walking Pace
Adagio / Lento	Slowly

Accelerando	Gradually Speed Up
Ritardando / Rallentando rit. rall.	Gradually Slow Down

= 60	*60bpm 60 beats per minute (One every second)
= 120	*120bpm 120 beats per minute (Two every second)

Rubato

**Translates as 'to steal time'*

Not sticking strictly to the tempo - to add feeling (*Romantic Period!*)